

Effect of Nutrients by One Variable At A Time (OVAT) Approach on the Dextranucrase Production from *Leuconostoc mesenteroides* NRRL B-640

R Purama, A Goyal

Citation

R Purama, A Goyal. *Effect of Nutrients by One Variable At A Time (OVAT) Approach on the Dextranucrase Production from Leuconostoc mesenteroides NRRL B-640*. The Internet Journal of Microbiology. 2007 Volume 5 Number 1.

Abstract

The medium composition including macro and micronutrients were optimized for maximizing the yield of dextranucrase from *Leuconostoc mesenteroides* NRRL B-640 using 'one-variable-at-a-time' approach. Interestingly, the increase in dextranucrase activity was significant (3-fold), from 5 U/ml to 15 U/ml with sucrose increase from 2% to 7%. By doubling yeast extract from 2% to 4%, resulted 10% higher enzyme production. The K_2HPO_4 increase from 2 to 3% gave 15% higher enzyme activity. Other nitrogenous sources like peptone and beef extract separately, enhanced the enzyme activity by 15%. Tween 80 enhanced dextranucrase production by 12%. Effect of micronutrients displayed 10% increased dextranucrase production by individual addition of $MgSO_4$, $MnSO_4$ or NaCl. The present results show that nutrient requirements are not only species specific, also strain specific. This strain required higher K_2HPO_4 and sucrose for higher enzyme production. *Leuconostoc mesenteroides* NRRL B-640 gave higher enzyme production as compared to most studied strains.

INTRODUCTION

Leuconostoc mesenteroides synthesizes the extracellular dextranucrase that is used for synthesis of dextran which has numerous applications in pharmaceutical, food and fine chemical industries [13,15]. Oligosaccharides synthesized from dextranucrase are used as nutraceuticals, stabilizers and prebiotics [13]. The culture conditions and maintenance medium compositions of several strains of *L. mesenteroides* have been optimized for production of dextranucrase [7,5,9,10,23]. Many of these have been studied for nutrient effect for maximizing the dextranucrase production [1,2,4,6,8,11,17,18,21,23,24]. The effects of certain nutrients on dextranucrase production by *L. mesenteroides* were reported [8]. It was reported that 2% sucrose, corn steep liquor and yeast extract as good sources of nitrogen for growth of the culture and higher enzyme production [8]. The yield of enzyme is also affected by the type of yeast extract used. It was shown that different commercial grades of yeast extracts had different effect on the final cell concentration and the enzyme yield [1]. Peptone and beef extract separately in addition to yeast extract resulted in enhanced enzyme activity [8]. An optimum concentration of 4% yeast extract was reported for dextranucrase production from *L. mesenteroides* NRRL B-1299 [6]. The influence of

nitrogen/carbon ratio on dextranucrase production by *L. mesenteroides* NRRL B-512F was studied and a slow rate of enzyme synthesis and lower fermentation time was observed by the addition of nitrogen source, which was contradictory to the findings of other reports [11].

There are several reports on sucrose effect on dextranucrase production by various strains of *Leuconostoc* spp [2,6,8,11,18,21,24]. However, dextranucrase production by wild-type *L. mesenteroides* grown on glucose or maltose instead of sucrose has also been reported [21]. Behravan et al. (2003) used sugar-beet molasses as a sucrose source and wheat bran as substitute for yeast extract. The enzyme production was dependent on the concentration of K_2HPO_4 and it increased with the increase in K_2HPO_4 concentrations [8]. A maximum activity of 2.2 U mL^{-1} from *L. mesenteroides* IBT-PQ was reported using sucrose 3%, yeast extract 2% and K_2HPO_4 2.5% [4]. The effect of medium composition on enzyme activity from a newly isolated strain of *L. mesenteroides* (PCSIR-3) was studied and higher enzyme activity was found in the medium containing 3 times K_2HPO_4 [24]. An increase in K_2HPO_4 from 0.1 to 0.3M showed increased biomass and enzyme production by *L. mesenteroides* NRRL B-512F grown in shake flask culture [17]. The low cost carbon and nitrogen sources like sugar-beet molasses, corn

steep liquor and wheat bran extract for large-scale preparation of dextranucrase from *L. mesenteroides* by fermentation have been reported [2].

Various reports on effect of micronutrients on dextranucrase production from *L. mesenteroides* are available [6,8,16,24]. The micronutrients such as $MgCl_2$, $MgSO_4$ and NaF were shown to have significant effect on dextranucrase production from *L. mesenteroides* NRRL B-512F [8]. It was reported that Mn^{2+} ions were essential for dextranucrase production from *L. mesenteroides* NRRL B-1299 [6]. The presence of magnesium, manganese and calcium salts in the medium not only increased the enzyme activity but also the yield of the dextran [24]. There is no report available on *Leuconostoc mesenteroides* NRRL B-640 for dextranucrase production. The aim of present study was to optimize the medium composition both macro and micronutrients for maximizing the yield of dextranucrase from *L. mesenteroides* NRRL B-640 by one variable at a time approach.

MATERIALS AND METHODS

MICROORGANISM

L. mesenteroides NRRL B-640 was procured from Agricultural Research Service (ARS-Culture collection), USDA, Peoria, USA. Ingredients required for maintenance and enzyme production media were from Hi-Media Pvt. Ltd., India. All the chemicals required for reducing sugar estimation, protein estimation and buffer preparation were of high purity grade.

MAINTENANCE AND INOCULUM PREPARATION OF

Cultures were maintained in modified MRS agar stab that was prepared by substituting sucrose with glucose as a carbon source [7]. A loop of culture from an agar stab was transferred to 5 ml of sterile medium described by Tsuchiya et al. (1952). The cultures were grown at 25°C with 200 rpm for 12-16h. 1% of the culture inoculum was used for the enzyme production from *L. mesenteroides* NRRL B-640.

PRODUCTION OF DEXTRANSUCRASE

The enzyme was produced using the media described by Tsuchiya et al. (1952) and the enzyme production media contained in (% w/v) sucrose, 2; yeast extract, 2; K_2HPO_4 , 2; $MgSO_4 \cdot 7H_2O$, 0.02; $MnSO_4 \cdot 4H_2O$, 0.001; $FeSO_4 \cdot 7H_2O$, 0.001; $CaCl_2 \cdot 2H_2O$, 0.001; NaCl, 0.001 and the pH was adjusted to 6.9. Unless stated otherwise, all fermentations

were carried out in triplicate sets of 100 ml enzyme production medium (EPM) in 250 ml Erlenmeyer flask at 25°C under shaking condition incubated at 200 rpm. The samples (5 ml) were withdrawn at indicated time intervals and centrifuged at 10,000 rpm for 10 min at 4°C to separate the cells. The supernatant (cell free extract) was analyzed for enzyme activity and protein concentration.

ENZYME ACTIVITY ASSAY

The assay of dextranucrase was carried out in 1 ml of a reaction mixture in 20 mM sodium acetate buffer, pH 5.4, containing 292 mM sucrose and using the cell free extract (10-20 μ l) as the enzyme source. The reaction mixture was incubated at 30°C for 15 min. The enzyme activity was measured by estimating the liberated reducing sugar by the Nelson-Somogyi procedure [14,22]. Aliquots (0.2 ml), from the reaction mixture were analyzed for reducing sugar concentration. The absorbance was measured at 500 nm using a UV-visible spectrophotometer (Varian, Cary 100) against a blank using D-fructose as a standard. One unit (U) of dextranucrase activity is defined as the amount of enzyme that liberates 1 μ mol of reducing sugar per min at 30°C in 20 mM sodium acetate buffer, pH 5.4. All assays were performed in duplicate sets.

EFFECT OF SUCROSE ON DEXTRANSUCRASE PRODUCTION

The effect of sucrose concentration on dextranucrase production was studied by varying its concentration from 1 to 10% in the enzyme production medium by keeping the concentration of other components constant. The medium containing the 2% sucrose was considered as control.

EFFECT OF YEAST EXTRACT AND KH_2PO_4 ON DEXTRANSUCRASE PRODUCTION

The effect of yeast extract was studied in combination with the phosphate concentration. The yeast extract concentration was varied from 1.5% to 4%, where the control was 2% yeast extract. The effect of phosphate on the dextranucrase production was studied by varying the concentration from 1.5% to 3%, where the control was 2% phosphate.

EFFECT OF PEPTONE, BEEF EXTRACT AND TWEEN 80 ON DEXTRANSUCRASE PRODUCTION

The effects of peptone and beef extract on dextranucrase production were studied separately in addition to the presence of yeast extract. The effect of peptone was studied by varying the concentration from 0.1% to 1.5%, whereas

the beef extract was varied from 0.5% to 2% taking the medium as described by Tsuchiya et al. (1952) as control which contained no peptone or beef extract. The effect of Tween 80 on enzyme production was studied by varying its concentration from 0.1 to 0.5% (v/v) in the medium. The media containing no Tween 80 served as a control.

EFFECT OF MGSO₄, MNSO₄, NACL AND CACL ON DEXTRANSUCRASE PRODUCTION

The effects of MgSO₄ and MnSO₄ on dextranucrase production were studied separately by varying the concentrations from 0.02 to 0.06% and 0.001 to 0.005%, respectively. The medium described by Tsuchiya et al. (1952) containing 0.02 % MgSO₄ and 0.001 % MnSO₄ were taken as controls. The effect of NaCl and CaCl₂ on enzyme production were studied separately by varying the concentration of both the salts from 0.001 to 0.005%, taking the medium described by Tsuchiya et al. (1952) containing 0.001% of each salt in the production medium as controls.

RESULTS

EFFECT OF SUCROSE

There was a steep rise (5 fold increase) in the dextranucrase production and activity from *L. mesenteroides* NRRL B-640 from 2.9 to 15 U/ml when the sucrose concentration increased from 1% to 7% in the enzyme production media. The dextranucrase production attained saturation above 7% sucrose. The increase in dextranucrase activity was 3-fold, from 4.8 U/ml to 15 U/ml with an increase in sucrose concentration from 2% (control) to 7% in the medium. The maximum enzyme activity of 17 U/ml was observed at 10% sucrose concentration (Fig. 1). As the sucrose concentration increased there was an increase in viscosity of the broth due to the subsequent formation of exopolysaccharide from the available and residual sucrose by the released enzyme, in the medium. Surprisingly, the handling of this viscous cell free extract was not as difficult as reported for *L. mesenteroides* NRRL B-512F [8,12] for enzyme activity determinations. This difference might be due to higher solubility characteristics of the dextran produced by *L. mesenteroides* NRRL B-640.

EFFECT OF YEAST EXTRACT AND KHPO

An increase in yeast extract concentration from 1.5% to 4% caused an increase in dextranucrase activity at all concentrations of K₂HPO₄ used (Fig. 2). The increase in activity was approximately 10% at all K₂HPO₄ concentrations used. The increase in K₂HPO₄ concentration from 1.5% to 3% resulted in significant increase (approx.

20%) in dextranucrase activity at all yeast extract concentrations (Fig. 2). The maximum activity of 5.9 U/ml was achieved at a combination of 4% yeast extract and 3% K₂HPO₄. However, for large scale production of enzyme it would be economical to use a combination of 2% yeast extract and 3% K₂HPO₄ that gave 5.6 U/ml which is 15% higher than the control 4.8 U/ml containing 2% of K₂HPO₄ and 2% of yeast extract that will also save 2% of yeast extract.

Figure 1

Figure 1: Effect of sucrose concentration on dextranucrase production from NRRL B-640. The maximum enzyme activity obtained at each sucrose concentration was plotted.

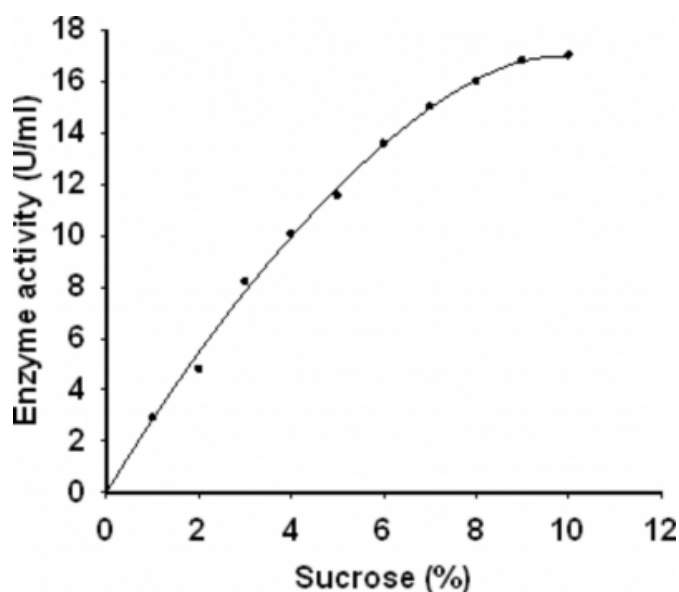
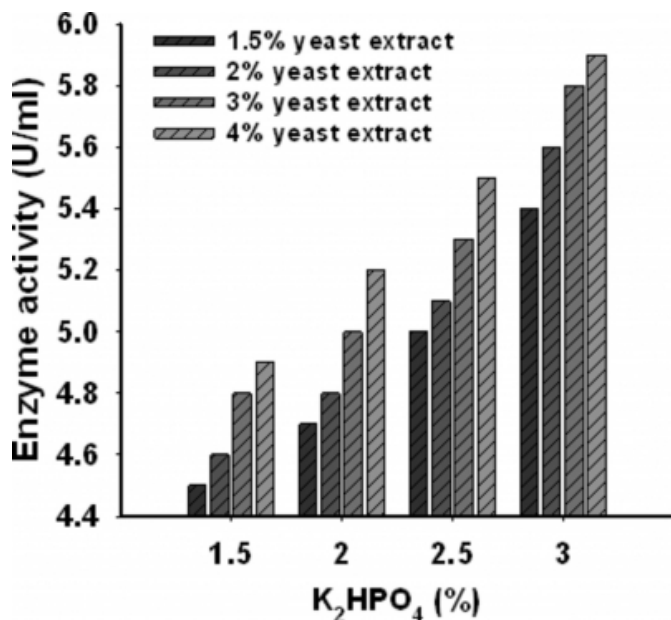


Figure 2

Figure 2: Effect of yeast extract and KHPO on dextranucrase production from NRRL B-640. The maximum enzyme activity obtained at various combinations of yeast extract and KHPO were plotted.



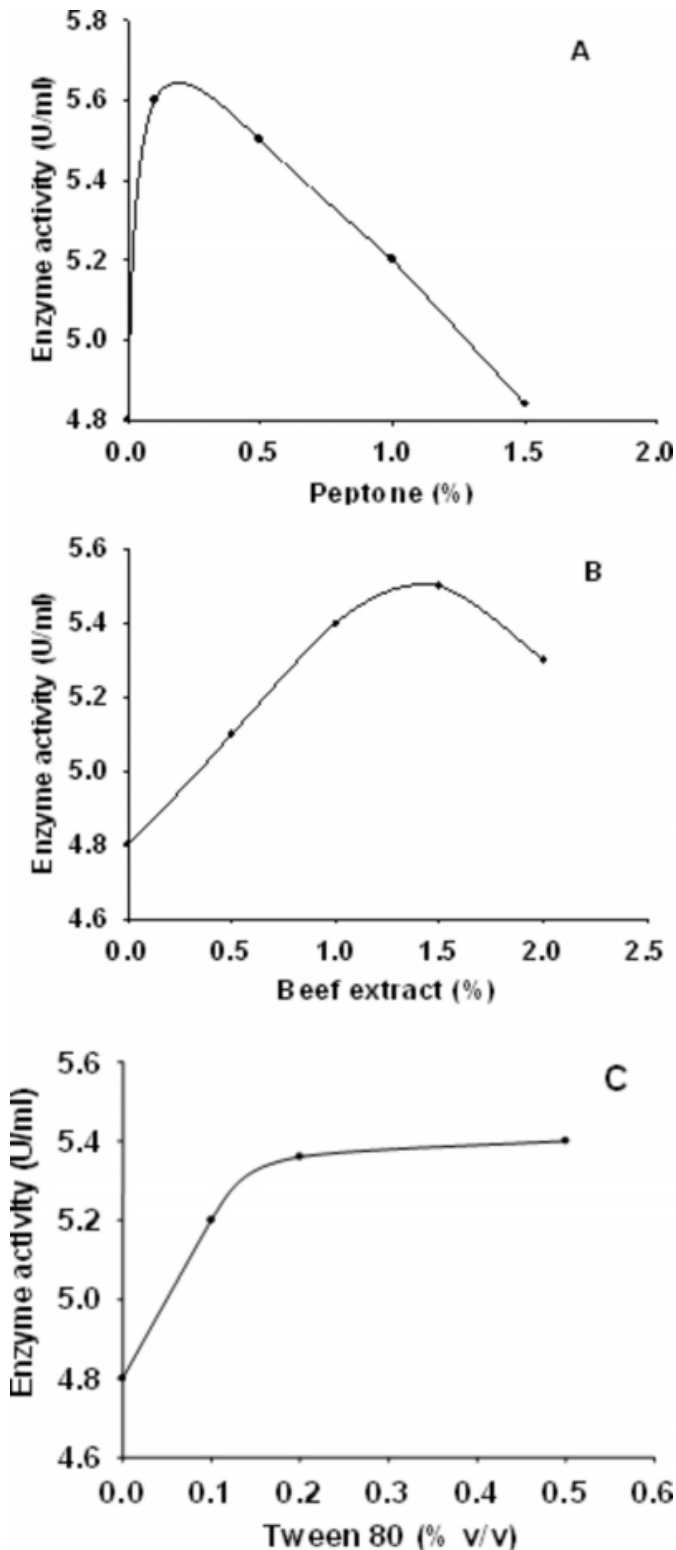
EFFECT OF PEPTONE, BEEF EXTRACT AND TWEEN 80

The effect of peptone on dextranucrase production was studied by varying the concentration from 0.1% to 1.5%. The addition of only 0.1% peptone to control medium showed 17% increase in dextranucrase activity (Fig. 3A). Further increase in peptone concentration beyond 0.5%, did not favor the enzyme production, rather a decrease in enzyme production was observed. This might be due to effect of certain trace elements present in the peptone. Effect of beef extract on dextranucrase production was studied by varying its concentration from 0.5% to 2%. With an increase in the beef extract from 0.5% to 1.5% an increase in enzyme production was observed (Fig. 3B). The addition of 1.5% beef extract gave 15% increase in enzyme production over control medium. Further increase in beef extract concentration beyond 1.5% decreased the enzyme production. Addition of Tween 80 to the medium stimulated the production of dextranucrase. The production of dextranucrase increased with increase in concentration of Tween 80 (Fig. 3C). 0.1% Tween 80 gave a 10% increase in enzyme activity that was saturated at higher concentrations, 0.5% (Fig. 3C). This result is similar to the earlier reports [19,25]. They showed that addition of Tween 80 to the enzyme production medium altered the fatty acid composition of the membrane thus enhancing the secretion of the

dextranucrase and its activity [19,25].

Figure 3

Figure 3: Effect of (A) peptone and (B) beef extract (C) Tween 80 on dextranucrase production.



EFFECT OF MGSO, MNSO, NACL AND CACL

The effect of $MgSO_4$ on dextranucrase was studied by increasing the concentration in the production medium from 0.02% to 0.05%. Dextranucrase production enhanced with the increase in $MgSO_4$ from 0.02 % (4.8 U/ml) to 0.04% (5.3 U/ml) (Fig. 4A) showing a 10% increase in the enzyme production (Table 1). The magnesium ions are reported to play role in the signal transduction by enhancing the enzyme production and its release in to the medium [26]. *Leuconostoc* Spp. are known to be micro-aerophilic microorganisms [6,23]. The $MnSO_4$ was shown to decrease the oxygen toxicity of the *L. mesenteroides* cells [3]. The effect of the $MnSO_4$ on the dextranucrase production was studied by varying the concentration from 0.001% to 0.005% and a 13% increase was observed in the enzyme production at 0.005% $MnSO_4$ concentration (Fig. 4B). The effect of sodium ions were studied by increasing the concentration from 0.001% to 0.005% in the production medium. An increase up to 0.003% increased the enzyme production (5.4 U/ml) from 4.8 U/ml at 0.001% NaCl concentration and further increase rather reduced the enzyme production. A 12% increase in the enzyme production was observed at 0.003% medium as compared to control (Fig. 4C). It was surprising that the calcium ions displayed negative effect on the enzyme production. The effect of $CaCl_2$ was studied by increasing the concentration from 0.001% to 0.005% production medium (Fig. 4D). There was a 15% decrease in enzyme activity with the increase in 5 fold $CaCl_2$ concentration as compared to the control medium.

Figure 4

Figure 4: Effect of (A) $MgSO_4$, (B) $MnSO_4$, (C) NaCl and (D) $CaCl_2$ on dextranucrase production.

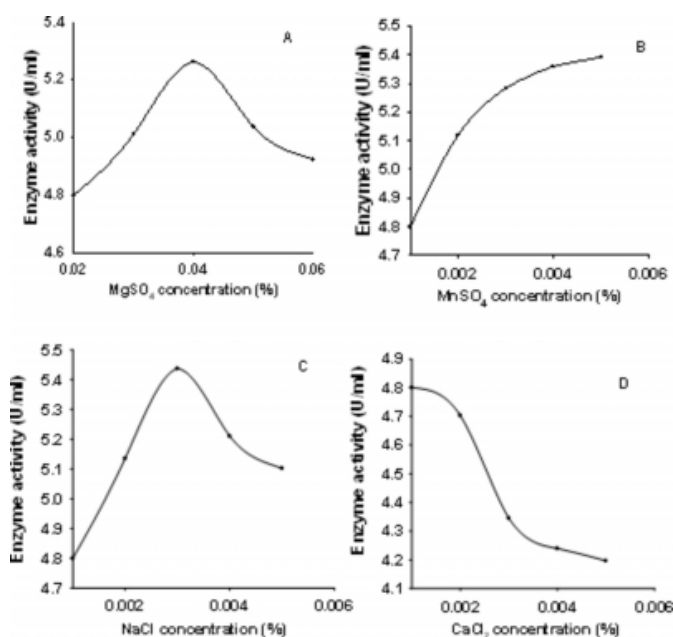


Figure 5

Table 1: Maximum activity of dextranucrase achieved at optimum concentration of nutrients. Effects of nutrients were compared with the control medium.

Nutrient (Concentration, %)	Enzyme activity (%)
Control	100
Sucrose (7%)	310
Yeast extract (4%)	110
K_2HPO_4 (3%)	115
Yeast extract (4%) + K_2HPO_4 (3%)	120
Peptone (0.1%)	117
Beef extract (1.5%)	115
Tween 80 (0.5% v/v)	112
$MgSO_4 \cdot 7H_2O$ (0.04%)	110
$MnSO_4 \cdot 6H_2O$ (0.005%)	113
NaCl (0.003%)	112

DISCUSSION

Sucrose is the known inducer of dextranucrase [23]. Although, some *Leuconostoc* strains are shown to produce dextranucrase by the media containing sugars other than sucrose [6], though the enzyme levels are minimal, but when the sucrose was used as substrate the enzyme activity was several fold higher [6]. *L. mesenteroides* NRRL B-640 gave higher enzyme activity of 15 U/ml at 7% sucrose concentration. Similar results were reported earlier although, the maximum enzyme production was achieved at lower sucrose levels and above 4% sucrose there was no increase in enzyme activity for other *L. mesenteroides* strains [2,6,8,11,18,21,24]. Tsuchiya et al. (1952) opined that 2% sucrose was optimum for maximum production of dextranucrase by

L. mesenteroides NRRL B-512. Ul-Qadar et al. (2001) observed a decrease in percent conversion of sucrose to dextran with increase in sucrose concentration above 1% using *L. mesenteroides* PCSIR-3 in the fermenting media, which was due to substrate inhibition effect. However, Beheravan et al. (2003) reported similar results to ours as they reported that a concentration of molasses above 20% (containing 9.5% sucrose) resulted in a decrease in dextranucrase production.

Tsuchiya et al. (1952) reported requirement of higher nitrogen sources and other nutrients for maximal enzyme formation [23]. Yeast extract and corn steep liquor was reported to serve as vitamin and amino acids supplements [23]. The dextranucrase production increased at higher yeast extract levels by *L. mesenteroides* NRRL B-640. Doubling the concentration of yeast extract from 2% to 4% increased dextranucrase activity only by 10%. These results are similar to those reported by Dols et al. 1998, where an increase in yeast extract concentration from 2% to 4% showed a marginal increase in dextranucrase production from *L. mesenteroides* NRRL B-1299 and its further increase did not cause any increase the dextranucrase production. However, these results are contrary to those of Goyal and Katiyar (1997), where a decrease in enzyme production from *L. mesenteroides* NRRL B-512F was observed with increasing the yeast extract concentration.

The increase of K_2HPO_4 from 2% to 3% gave a 15% higher enzyme activity in the medium by *L. mesenteroides* NRRL B-640. The increase in enzyme activity was significantly (35%) more on increasing K_2HPO_4 concentration from 2% to 2.5% in the case of *L. mesenteroides* NRRL B-512F [8]. Although, *L. mesenteroides* NRRL B-640 gave maximum activity of 5.9 U/ml at a combination of 3% K_2HPO_4 and 4% yeast extract resulting 20% higher enzyme activity as compared to the control medium (4.8 U/ml), however a combination of 2% yeast extract and 3% K_2HPO_4 giving an enzyme activity of 5.6 U/ml can be preferred because of marginal difference from maximal enzyme activity.

The addition of 0.1% peptone to control medium with 2% yeast extract showed 17% increase in dextranucrase activity from *L. mesenteroides* NRRL B-640. Ul-Qadar et al. (2003) observed higher dextranucrase production with the addition of peptone and $CaCl_2$ to the medium containing yeast extract and higher phosphate. They compared the dextranucrase production in the media containing the additional nitrogen source (peptone) along with higher phosphate concentration

and media containing higher phosphate levels with no additional nitrogen source and found peptone played some role in obtaining the higher enzyme levels. *L. dextranicum* FPW-10 produced higher dextran in the medium containing wheat bran as nitrogen source than the conventional media containing peptone, tryptone and yeast extract as nitrogen sources [20]. The addition of 1.5% beef extract gave 15% increase in enzyme production from *L. mesenteroides* NRRL B-640 as compared to control medium. However, *L. mesenteroides* NRRL B-512F gave 25% higher enzyme activity by an additional 2% beef extract [8]. Addition of 0.5% Tween 80 to the control medium enhanced the dextranucrase activity by 12% in the culture broth. However, the increase was 25% from *L. mesenteroides* NRRL B-512F by the addition of 0.5% Tween 80. Similar results were also reported for *Streptococcus mutans* [19,25].

Dextranucrase production from *L. mesenteroides* NRRL B-640 enhanced with the increase in $MgSO_4$ from 0.02% (4.8 U/ml) to 0.04% (5.3 U/ml) showing a 10% increase in enzyme production. Similar results using $MgCl_2$ were reported for *L. mesenteroides* NRRL B-512F [8]. A 12% increase in the enzyme production was observed with the increase in the concentration of $MnSO_4$ from 0.001% (Control) to 0.005% from *L. mesenteroides* NRRL B-640. Dols et al. 1998 reported Mn^{2+} ions to be essential for the dextranucrase production from *L. mesenteroides* NRRL B-1299 [6]. Bellengier et al. (1997) showed the addition of Mg^{2+} , Mn^{2+} and amino acids stimulated the growth of most *Leuconostoc* strains [3]. They also showed that Mn^{2+} suppressed the inhibitory effect of aeration on the growth of *L. mesenteroides* UD-23, and suggested its protective role against oxygen toxicity on *L. mesenteroides* UD-23. Mn^{2+} ions showed an inhibitory effect on the partially purified dextranucrase activity from *L. mesenteroides* NRRL B-640 (data not shown). This showed that the increase in enzyme activity was due to the increased production of dextranucrase by Mn^{2+} ions in the medium.

A 12% increase in the enzyme production *L. mesenteroides* NRRL B-640 was observed at 0.003% NaCl in the medium as compared to control that contained 0.001% NaCl, though NaCl had no effect on in vitro enzyme activity. An inhibitory effect of $CaCl_2$ on enzyme production from *L. mesenteroides* NRRL B-640 was observed however, $CaCl_2$ showed no effect on in vitro activity of dextranucrase. Contrary to these results, a 2-fold increase in enzyme production from *L. mesenteroides* NRRL B-512F was

observed by the addition of CaCl_2 to the medium [16]. These studies have indicated that it is essential to identify the nutrient requirements of *L. mesenteroides* NRRL B-640 for maximum dextranucrase production. The present results show that nutrient requirements are not only species specific, also strain specific. Glycoconjugates are produced by complex oligosaccharides and immunogenic peptides. Their use as therapeutics, for development of vaccines, contraceptives and antibiotics, has accentuated large scale synthesis of oligosaccharides. Looking at wide applications of dextranucrase and growing demand there is continuous need for exploration of new strains for production of efficient and pure dextranucrase, producing better quality and yield of oligo- and poly-saccharides. The results of optimized nutritional effects attain importance for large scale production of dextranucrase.

ACKNOWLEDGEMENTS

The authors thank Indian Institute of Technology Guwahati, Guwahati, India, for providing the experimental facilities and Ministry of Human Resource Development, Government of India, for providing a research fellowship to RKP.

References

1. Barker PE, Ajongwen NJ (1991) The production of the enzyme dextranucrase using nonaerated fermentation techniques. *Biotechnol Bioeng* 37:703-707
2. Behravan J, Bazzaz BSF, Salimi Z (2003) Optimization of dextran production by *Leuconostoc mesenteroides* NRRL B-512 using cheap and local sources of carbohydrate and nitrogen. *Biotechnol Appl Biochem* 38:267-269
3. Bellinger P, Richard J, Foucaud C (1997) Nutritional requirements of *L. mesenteroides* subsp. *mesenteroides* and subsp. *dextranicum* for growth in milk. *J Dairy Res* 64:95-103
4. Chellapandian M, Larios C, Sanchez-Gonzalez, Lopez-Munguia A (1998) Production and properties of a dextranucrase from *L. mesenteroides* IBT-PQ isolated from 'pulque', a traditional Aztec alcoholic beverage. *J Ind Microbiol Biotechnol* 21:51-56
5. Cortezi M, Monti R, Contiero J (2004) Temperature effect on dextranucrase production by *L. mesenteroides* FT 045 B isolated from alcohol and sugar mill plant. *African J Biotechnol* 4:279-285
6. Dols M, Simeon-Remaud M, Willolt R, Vignon M, Monson P (1998) Characterization of the different dextranucrase activities excreted in glucose, fructose or sucrose medium by *L. mesenteroides* NRRL B1299. *Appl Environ Microbiol* 64:298-302
7. Goyal A, Katiyar SS (1996) Regulation of dextranucrase productivity of *L. mesenteroides* B-512F by maintenance media. *J Gen Appl Microbiol* 42:81-85
8. Goyal A, Katiyar SS (1997) Effect of certain nutrients on the production of dextranucrase from *L. mesenteroides* B-512F. *J Basic Microbiol* 37:197-204
9. Goyal A, Nigam M, Katiyar SS (1995) Optimal conditions for production of dextranucrase from *L. mesenteroides* B-512F and its properties. *J Basic Microbiol* 35:375-384
10. Lazic ML, Velzkovic VB, Vucetic JI, Vrvic MM (1993) Effect of pH and aeration on dextran production by *L. mesenteroides*. *Enzyme Microb Technol* 15:334-338
11. Lopretti M, Martinez E, Torres L, Perdomo R, Santos M, Rodrigues AE (1999) Influence of nitrogen/Carbon ratio and complementary sugars on dextranucrase production by *L. mesenteroides* B-512F. *Process Biochem* 34:879-884
12. Monsan P, Paul F, Auriol D, Lopez A (1987) Dextran synthesis using immobilized *L. mesenteroides* dextranucrase. *Methods Enzymol* 136:239-254
13. Naessens M, Cerdobbel A, Soetaert W, Vandamme EJ (2005) *Leuconostoc* dextranucrase and dextran: production, properties and applications. *J Chem Technol Biotechnol* 80:845-860
14. Nelson N (1944) A photometric adaptation of the Somogyi method for the determination of glucose. *J Biol Chem* 153:375-380
15. Purama RK, Goyal A (2005) Dextranucrase production by *L. mesenteroides*. *Ind J Microbiol* 2:89-101
16. Robyt JF, Walseth TF (1979) Production, purification and properties of dextranucrase from *L. mesenteroides* NRRL B-512 F. *Carbohydr Res* 68:95-111
17. Rodrigues S, Lona LMF, Franco TT (2003) Effect of phosphate concentration on the production of dextranucrase by *L. mesenteroides* B-512F. *Bioprocess Biosyst Eng* 26:57-62
18. Santos M, Teixeira J, Rodrigues A (2000) Production of dextranucrase, dextran and fructose from sucrose using *L. mesenteroides* NRRL B-512F. *Biochem Eng J* 4:177-188
19. Sato M, Tsuchiya H, Kato M, Yamamoto K, Nakazato G, Tagaki G, Namikawa I (1989) Effects of Tween 80 and sodium fluoride on extracellular glucosyltransferase. *Int J Biochem* 21:751-754
20. Shamala TR, Prasad MS (1995) Preliminary studies on the production of high and low viscosity dextran by *Leuconostoc* spp. *Process Biochem* 30:237-241
21. Smith MR, Zahnley JC (1999) Production of glucosyltransferases by wild-type *L. mesenteroides* in media containing sugars other than sucrose. *J Ind Microbiol Biotechnol* 22:139-146
22. Somogyi M (1945) A new reagent for the determination of sugars. *J Biol Chem* 160:61-68
23. Tsuchiya HM, Koepsell HJ, Corman J, Bryant G, Bogard MO, Feger VH, Jackson RW (1952) The effect of certain cultural factors on production of dextranucrase by *L. mesenteroides*. *J Bacteriol* 64:521-526
24. Ul-Qader SA, Iqbal L, Rizvi HA, Zuberi R (2001) Production of dextran from sucrose by a newly isolated strain of *L. mesenteroides* (PCSIR-3) with reference to *L. mesenteroides* NRRL B-512F. *Biotechnol Appl Biochem* 34:93-97
25. Umesaki Y, Kawai Y, Mutai M (1977) Effect of Tween 80 on glucosyltransferase production in *Streptococcus mutans*. *Appl Environ Microbiol* 34:115-119
26. Yamashita Y, Takehara T (1989) Effect of magnesium ions on secretion of glucosyltransferase from *Streptococcus sobrinus*. *Microbios* 60:177-182

Author Information

Ravi Kiran Purama, PhD

Research Associate, Department of Biotechnology, Indian Institute of Technology Guwahati

Arun Goyal, PhD

Associate Professor, Department of Biotechnology, Indian Institute of Technology Guwahati