

The Anesthesia Cartoon of the Month

O Wenker

Citation

O Wenker. *The Anesthesia Cartoon of the Month*. The Internet Journal of Anesthesiology. 1999 Volume 5 Number 1.

Abstract

QUESTION 1

What is the meaning of DDD on a pacemaker?

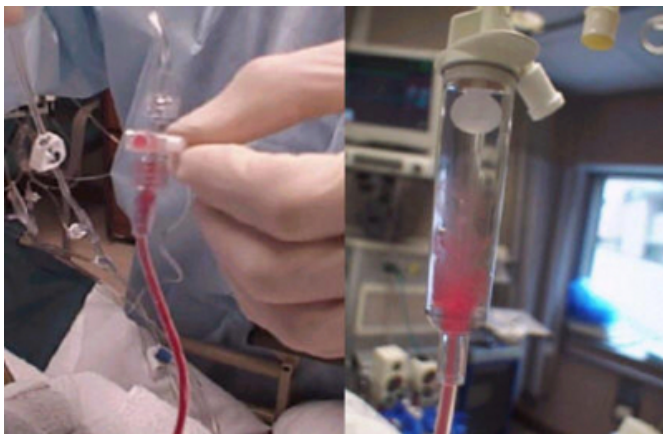
ANSWER 1

Check the table below for all abbreviations used in pacemakers. For more information click [here!](#)

QUESTION 2

What is the problem in this picture?

Figure 1



ANSWER 2

The apparently venous catheter was placed into an arterial vessel. This is a complication seen with central venous catheter insertions. We recommend the use of a finder needle and the check with a pressure monitor as described on the CD (Central Venous Catheters by Olivier Wenker) prior to insertion of the catheter. Complications include arterial bleeding, intra-arterial infusion of fluids and drugs via pressurized fluid bags, or embolism of arterial plaques/air bubbles with subsequent cerebral injury.

Figure 2

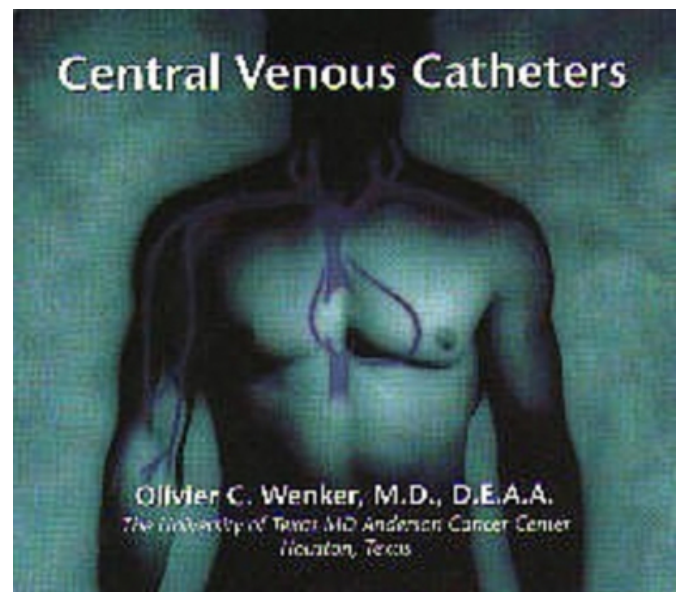



Figure 3



References

Author Information

Olivier Wenker, M.D.